



2013

2014 4 16



.....	1
.....	2
.....	3
.....	3
.....	3
.....	4
.....	4
.....	4
.....	5
.....	5
.....	5
.....	5
.....	6
.....	7
.....	7
.....	7
.....	7
.....	7
.....	9
.....	10
.....	10
.....	11
.....	11
.....	12
.....	12
.....	12
.....	12
.....	13
.....	14



1	2013	1	1	2013	12
31					
2					
	<				>
3					
4					
5			2013		

2013

7-9

11

2013  
21.47%  
1.56  
2013

64  
116.95  
180

114.29%  
0.18%  
300

47.38%  
200


2014

" "

2014

2014 4 16

			2005	3	29	
				2011	1	7
					601118	
						39.31
353						25
	13			1		
					12	
2013						



海南橡胶

分公司

子公司

75% 90% 100% 100% 100% 100% 100% 100% 75%



20%

353

1/3

2007 2

2015

60

353

3

34

2013

2013

2014 3

2013



20 80 353 6.7%  
2009

2012

5 150 2012 3  
61.5% 3171  
60% 353  
11.13%

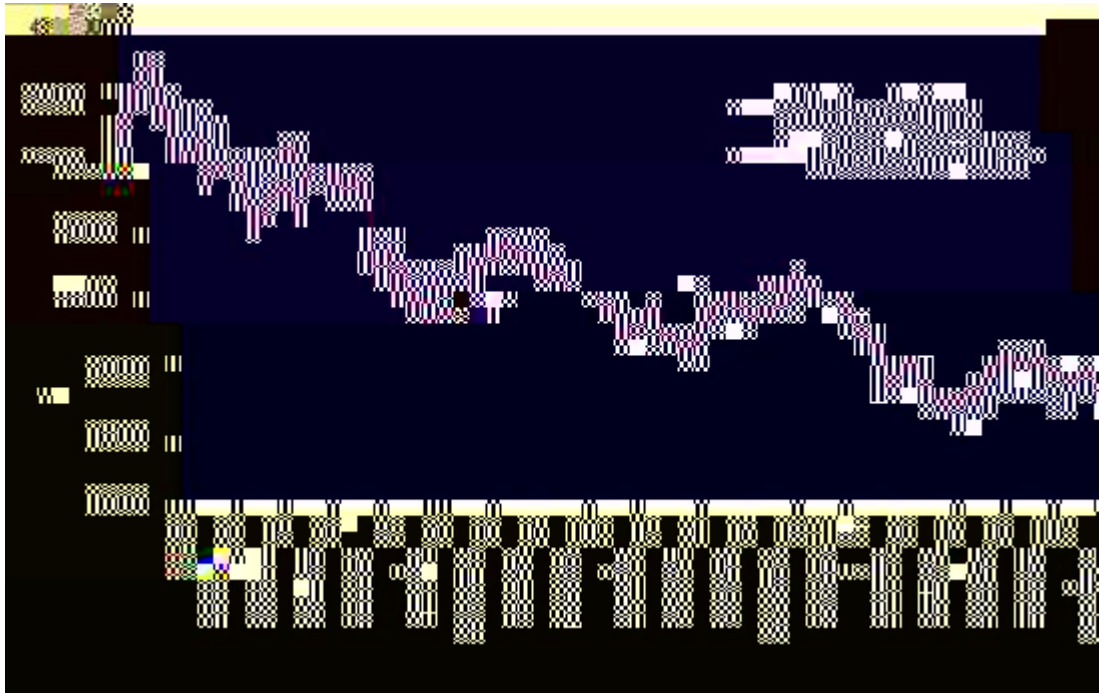
2013

1  
2013 2900

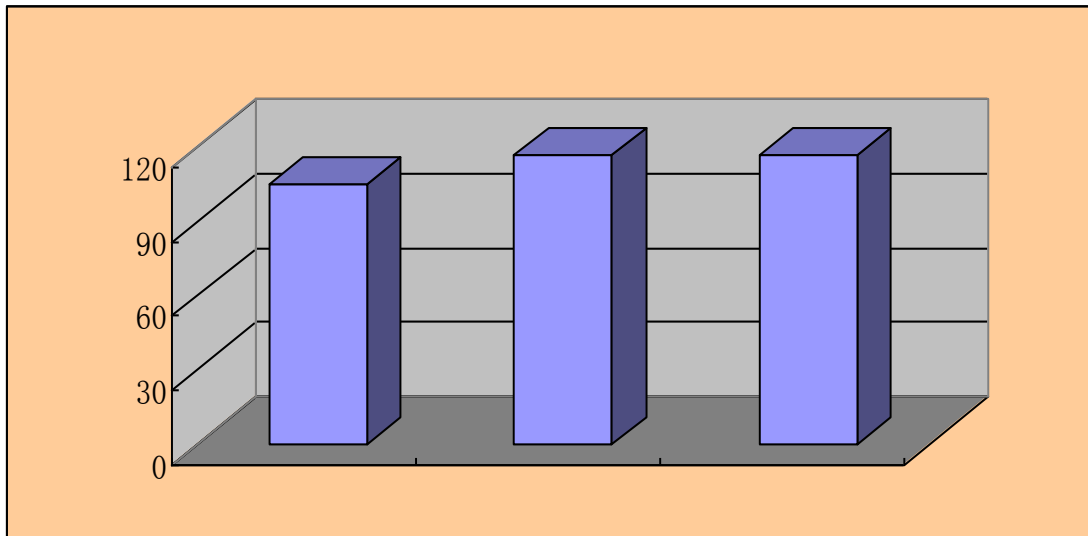
2

2013

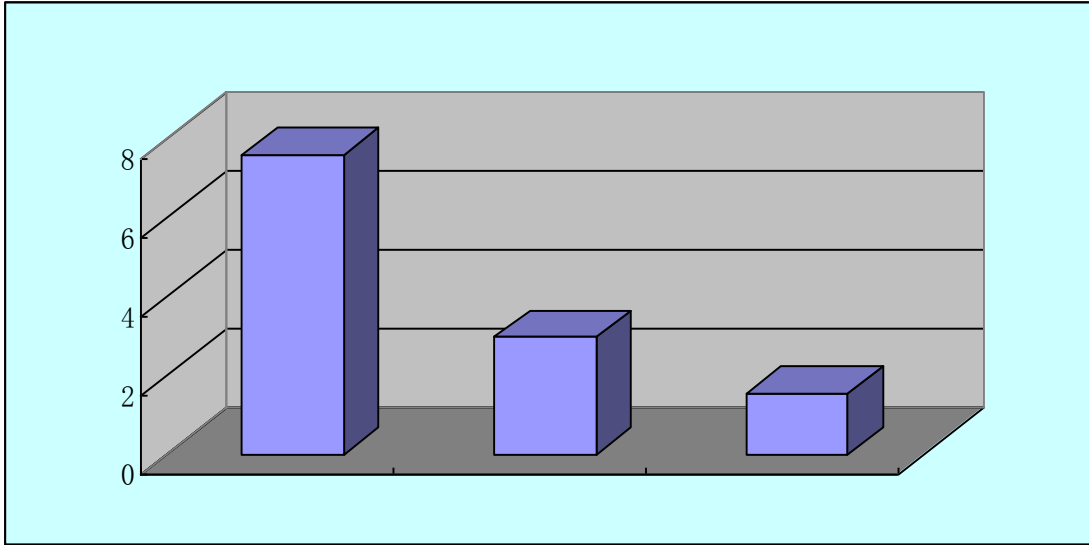
1				
2013		248	7	8
		2013	13	
		6		
2				
				IS014001
	2013		13	
IS014001				
		2013		44
8				2013
	13			
1				



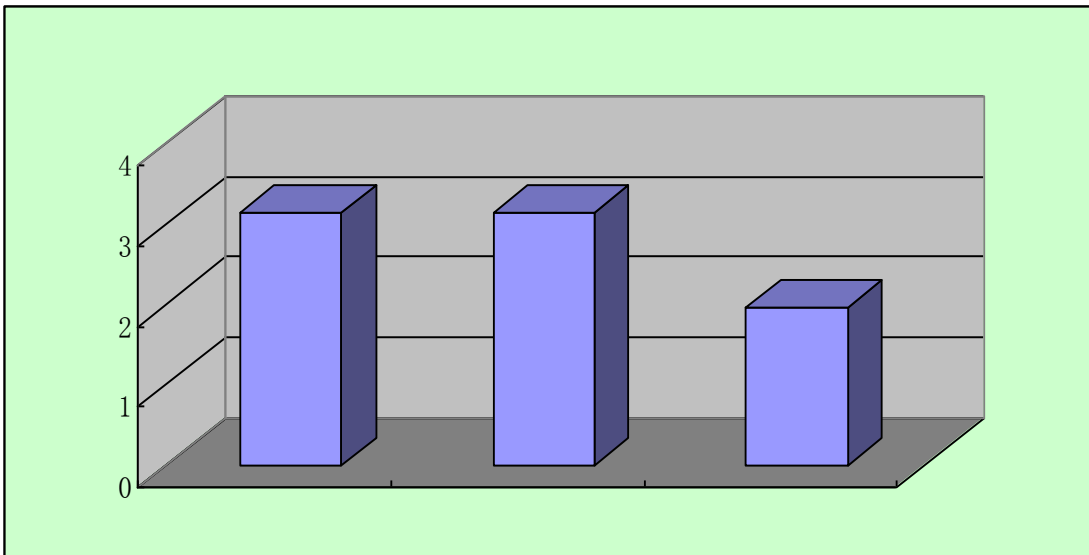
2



3



4





9

2012

46

2

7

5

17

16

+

2013

180

2013

2013

41

4

2013

E

90%

3

[2013]43

2010 2012

8.255

54.15%

2013

10

0.20

7

2013

	1279		12
132	1039	96	326
	318	97.5%	





2013 4 28

5

2013 7 4

2013

2013 3

8

9

26

3960

2013 7

2500

27

8


2013 11

27

2013 12 2 12

660

2460





2013

45

2013

2838.3

2013

2013

2013

2013

662

1

ZL201110293325. X

2014

2

2014 1

3

525 523 628

,

525 4.5 7-8

PR107 2012 6 628

2013 7

4

60

2012

2013

30

5



2013

2-3

4-7

3

16%

2011

2012

6

2013

7

5%

20%

2013

30,386

8,000

2,142

5,975

61.74

30

60

2013

428

89

10,734

3

40

2013

23,321





2013

3500

2013

107.39

174.23

104

2013



2013

---

400

133

2013

26

110

2013

2014